



Illinois Department of Financial and Professional Regulation

Office of the Secretary

JB PRITZKER
Governor

DEBORAH HAGAN
Secretary



Illinois Nursing Licenses Data Overview

Date: March 30, 2020

OVERVIEW

Nurses with Registered Addresses in Illinois: ~211,000

Nurses with Registered Addresses in Cook County: ~64,000

Nurses with Registered Addresses in Chicago: ~29,000

Nurses with Registered Addresses in Counties Other than Cook: ~147,000

Nurse Estimates by County: Apendix A

Ratio-to-Population: 1,347 RNs per 100,000 Illinois citizens

ILLINOIS NURSE LICENSE TYPES

Registered Nurse (RN)

A RN is who is a graduate of an approved school of nursing and whose qualifications have been examined by a state board of nursing, and who has been legally authorized to practice as a registered professional nurse. The RN is specifically prepared and promotes health and the prevention of disease, and helps patients cope with illness. When providing direct patient care they observe, assess and record symptoms, reactions and progress, assist physicians during surgery, treatments, and examinations, administer medications and help in the convalescence and rehabilitation of patients.

Licensed Practical Nurse (LPN)

An LPN is a person who is specifically prepared in the techniques of nursing, who is a graduate of an approved school of practical nursing and whose qualifications have been examined by a state board of nursing, and who has been legally authorized to practice as a licensed practical nurse must have the basic nursing knowledge, judgment, and skill acquired by means of completion of an approved practical nursing education program. Practical nursing includes assisting in the nursing process as delegated by and under the direction of a registered professional nurse. The practical nurse may work under the direction of a licensed physician, dentist, podiatrist, or other health care professional.

Advanced Practice Registered Nurse (APRN)

An APRN is licensed as both a registered professional nurse and as an APRN. The APRN qualification includes a graduate degree and certification prior to licensure as an advanced practice registered nurse. An APRN cares for patients by using advanced diagnostic skills, the results of diagnostic tests and procedures ordered by the advanced practice registered nurse, a physician assistant, a dentist, a podiatrist, or a physician, and professional judgment to initiate and coordinate the care of patient. An APRN can also order

diagnostic tests, prescribe medications and drugs, and administer medications and drugs. Categories include certified nurse midwife (CNM), certified nurse practitioner (CNP), certified registered nurse anesthetist (CRNA), and certified clinical nurse specialist (CNS).

ILLINOIS NURSES BY SPECIALTY

The information below is from the 2018 RN survey report, which is voluntary data IDFPR collected during RN license renewal between March to May 31, 2018. At the time, there were 182,951 RNs licensed in Illinois. There was a 17% response rate and the age of survey respondents correlated with ages of RNs in the IDFPR licensure database. [Report Link: http://nursing.illinois.gov/ResearchData.asp](http://nursing.illinois.gov/ResearchData.asp)

Estimated number of RNs in specialty areas is based on a percentage of the total number licensed in 2018 and the survey responses. The most frequently reported specialty areas were:

- **Medical** (12.52%) - 22,906
- **Surgical** (8.74%) - 15,990
- **Acute care/critical care/intensive care** (21.79%) - 39,866
- **Family** (15.79%) - 28,888
- **Community, health promotion** (10.64%) - 19,466

Below is a list of specialty areas and percent of nurses working in each area.

- **Acute Specialties:**
 - Acute Care (8.57%),
 - Critical Care (6.2%),
 - Emergency (4.86%),
 - Trauma (0.28%),
 - Neonatal (1.88%)
- **Community, Health Promotion:**
 - Community (1.39%),
 - Home Health (4.22%),
 - Public Health (1.38%),
 - School Health (3.65%)
- **Family – includes Pediatrics through Gerontology/Geriatrics:**
 - Family Health (1.20%),
 - Primary Care (1.46%),
 - Geriatric/Gerontology (5.93%),
 - Adult Health (2.53%),
 - Pediatrics (3.52%),
 - Women’s Health (1.15%)
- **Maternal-Child Health: (4.49%)**
 - Medical, includes Specialties:
 - Medical (4.77%),
 - Nephrology (1.31%),
 - Oncology (2.90%),
 - Rehabilitation (2.55%),
 - Occupational Health (0.99%)

- **Other:** respondents listed individual specialty titles (18.2%)
- **Palliative Care:** (0.72%)
- **Psychiatric/Mental Health/Substance Abuse:** (3.62%)
- **Surgical, Perioperative:**
 - Anesthesia (0.17%),
 - Perioperative (3.15%),
 - Surgical (5.42%)
 - Tele-health (2.55%)

GRADUATING NURSES

Most recent data are from 2019:

- RN: 7,200
- LPN, 1,406

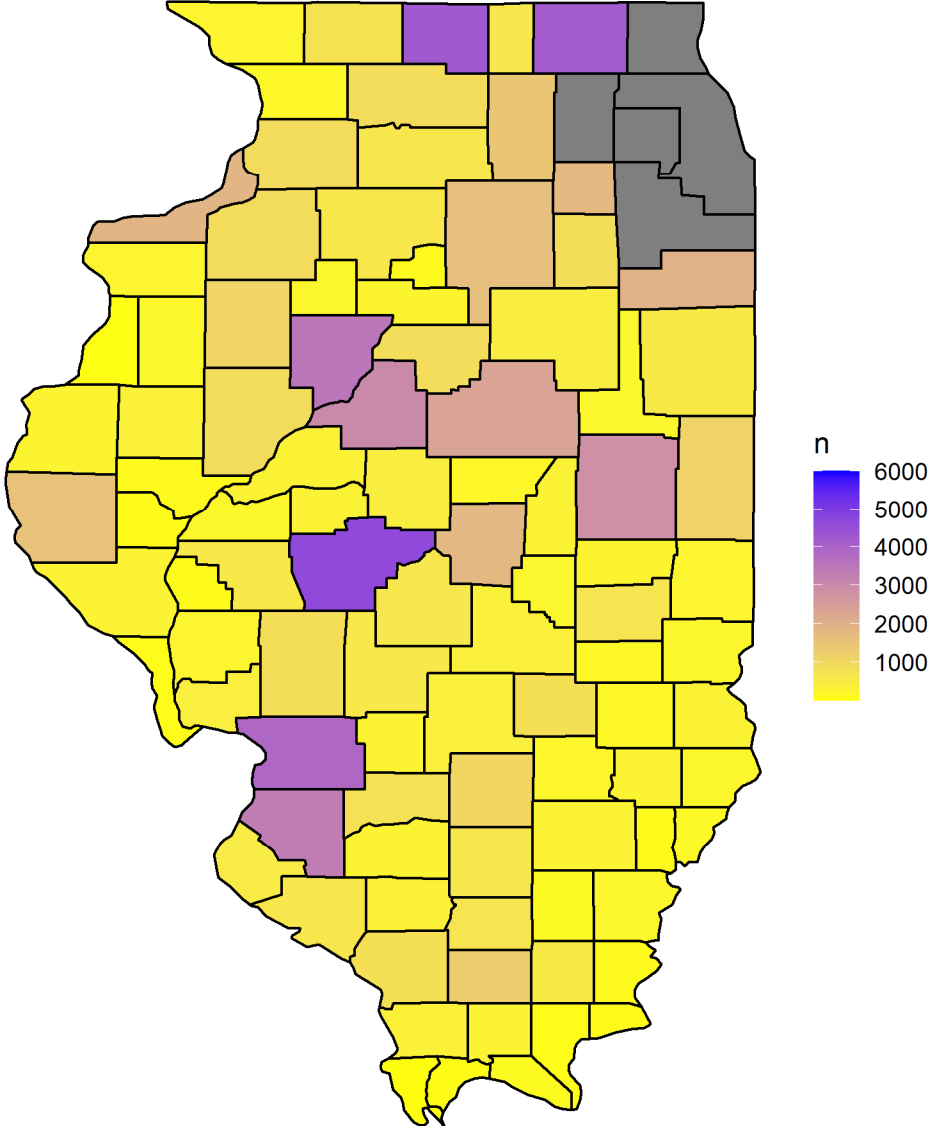
OVERALL RATIO NURSES-TO-POPULATION

The 2019 U.S. Census Bureau's annual estimates of the Illinois population was used to compare the state's population to the number of RNs residing in Illinois. The number of RNs living in Illinois is from the IDFPR licensure database. There are currently 172,466 RNs living in Illinois, the Illinois population is 12,671,821. There are approximately 1,347 RNs per 100,000 Illinois citizens. So the ratio of RNs to population was estimated to provide a basis to compare the number of RNs available. The limitations of comparing ratios are the assumptions that citizens will receive nursing services in the region they reside and that the same types of health care services are available in each region. The number and distribution of nurses in a region may need to be higher based on the needs of that region.

WORKFORCE MAPS

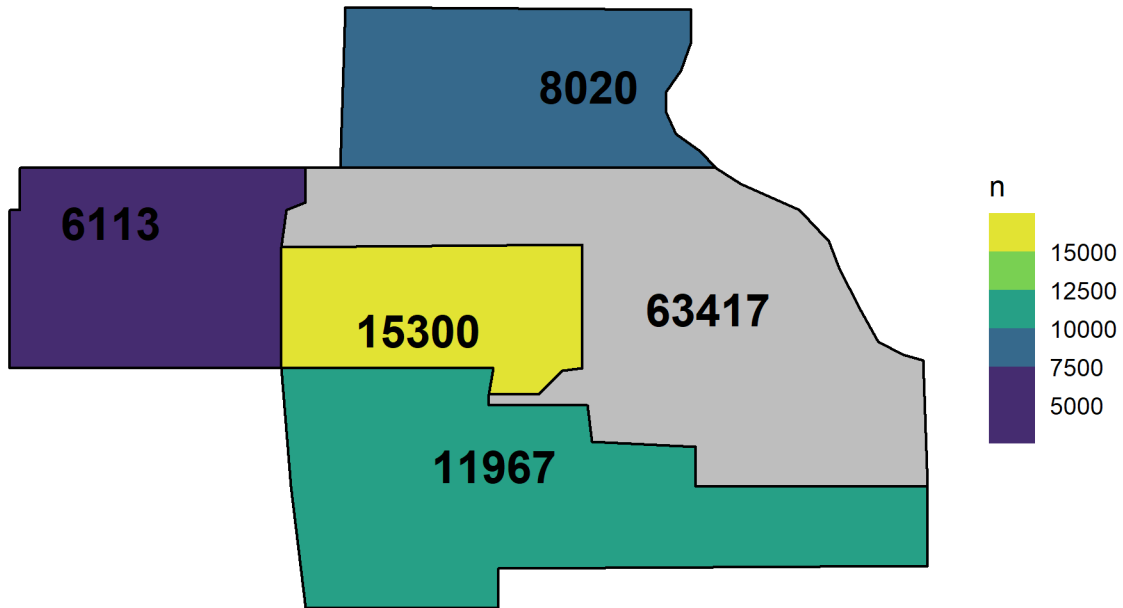
Est. Illinois Active Nurse Licenses

Counties Other than Cook and the Collars



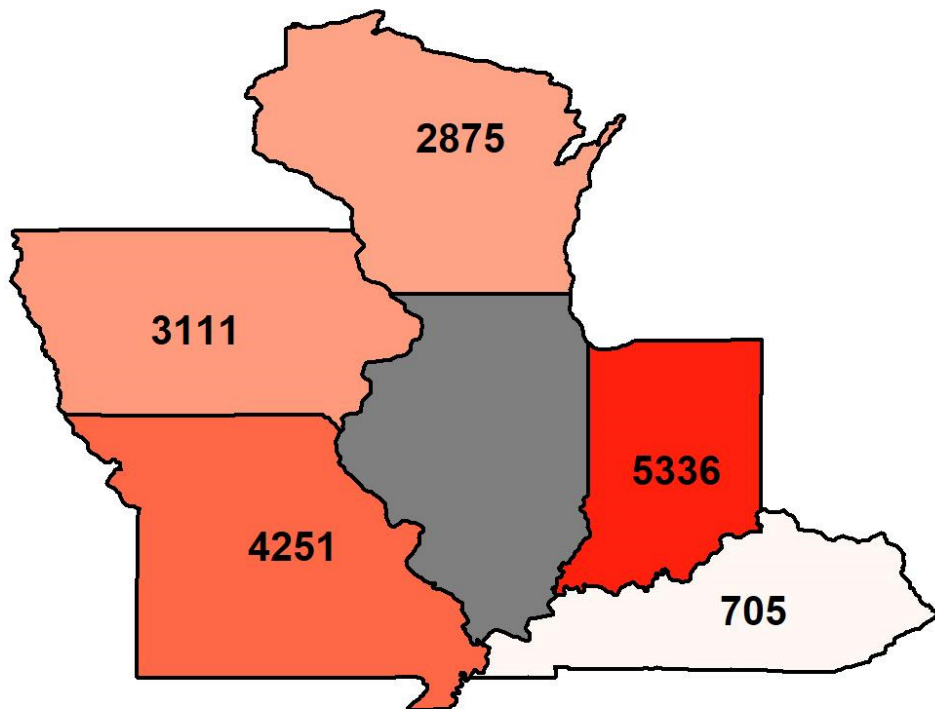
Est. Illinois Active Nurse Licenses

Cook and the Collar Counties



Active Illinois Nurse Licenses

Registered Addresses in Surrounding States



APPENDIX A

Illinois Nurses by County and Ratio to Population – Estimates Only

county	est nurses	est county pop 2019	ratio
adams	1555	65435	2.3764%
alexander	47	5761	0.8158%
bond	283	16426	1.7229%
boone	619	53544	1.1561%
brown	101	6578	1.5354%
bureau	598	32628	1.8328%
calhoun	82	4739	1.7303%
carroll	196	14305	1.3702%
cass	213	12147	1.7535%
champaign	2851	209689	1.3596%
christian	636	32304	1.9688%
clark	221	15441	1.4313%
clay	216	13184	1.6383%
clinton	759	37562	2.0207%
coles	689	50621	1.3611%
cook	63417	5150233	1.2313%
crawford	330	18667	1.7678%
cumberland	170	10766	1.5790%
de kalb	1451	104897	1.3833%
de witt	202	15638	1.2917%
douglas	273	19465	1.4025%
du page	15300	922921	1.6578%
edgar	248	17161	1.4451%
edwards	104	6395	1.6263%
effingham	785	34008	2.3083%
fayette	404	21336	1.8935%
ford	231	12961	1.7823%
franklin	687	38469	1.7859%
fulton	886	34340	2.5801%
gallatin	117	4828	2.4234%
greene	256	12969	1.9739%
grundy	858	51054	1.6806%
hamilton	145	8116	1.7866%
hancock	276	17708	1.5586%
hardin	100	3821	2.6171%

henderson	64	6646	0.9630%
henry	892	48913	1.8236%
iroquois	549	27114	2.0248%
jackson	778	56750	1.3709%
jasper	175	9610	1.8210%
jefferson	625	37684	1.6585%
jersey	432	21773	1.9841%
jo daviess	258	21235	1.2150%
johnson	306	12417	2.4644%
kane	6113	532403	1.1482%
kankakee	1959	109862	1.7831%
kendall	1783	128990	1.3823%
knox	1090	49699	2.1932%
lake	8020	696535	1.1514%
la salle	1666	108669	1.5331%
lawrence	223	15678	1.4224%
lee	621	34096	1.8213%
livingston	465	35648	1.3044%
logan	455	28618	1.5899%
mcdonough	350	29682	1.1792%
mchenry	4216	307774	1.3698%
mclean	2338	171517	1.3631%
macon	1810	104009	1.7402%
macoupin	832	44926	1.8519%
madison	3904	262966	1.4846%
marion	1006	37205	2.7039%
marshall	243	11438	2.1245%
mason	320	13359	2.3954%
massac	136	13772	0.9875%
menard	321	12196	2.6320%
mercier	262	15437	1.6972%
monroe	512	34637	1.4782%
montgomery	591	28414	2.0800%
morgan	588	33658	1.7470%
moultrie	238	14501	1.6413%
ogle	881	50643	1.7396%
peoria	3514	179179	1.9612%
perry	345	20916	1.6495%
piatt	321	16344	1.9640%
pike	295	15561	1.8958%
pope	80	4177	1.9153%

pulaski	76	5335	1.4246%
putnam	120	5739	2.0910%
randolph	622	31782	1.9571%
richland	283	15513	1.8243%
rock island	1885	141879	1.3286%
st clair	3335	259686	1.2842%
saline	529	23491	2.2519%
sangamon	4656	194672	2.3917%
schuyler	117	6768	1.7287%
scott	97	4951	1.9592%
shelby	366	21634	1.6918%
stark	214	5342	4.0060%
stephenson	741	44498	1.6652%
tazewell	3004	131803	2.2792%
union	334	16653	2.0056%
vermillion	1156	75758	1.5259%
wabash	185	11520	1.6059%
warren	225	16844	1.3358%
washington	285	13887	2.0523%
wayne	305	16215	1.8810%
white	231	13537	1.7064%
whiteside	893	55175	1.6185%
will	11967	690743	1.7325%
williamson	1278	66597	1.9190%
winnebago	4264	282572	1.5090%
woodford	874	38459	2.2726%
	182925	12671821	1.7564%